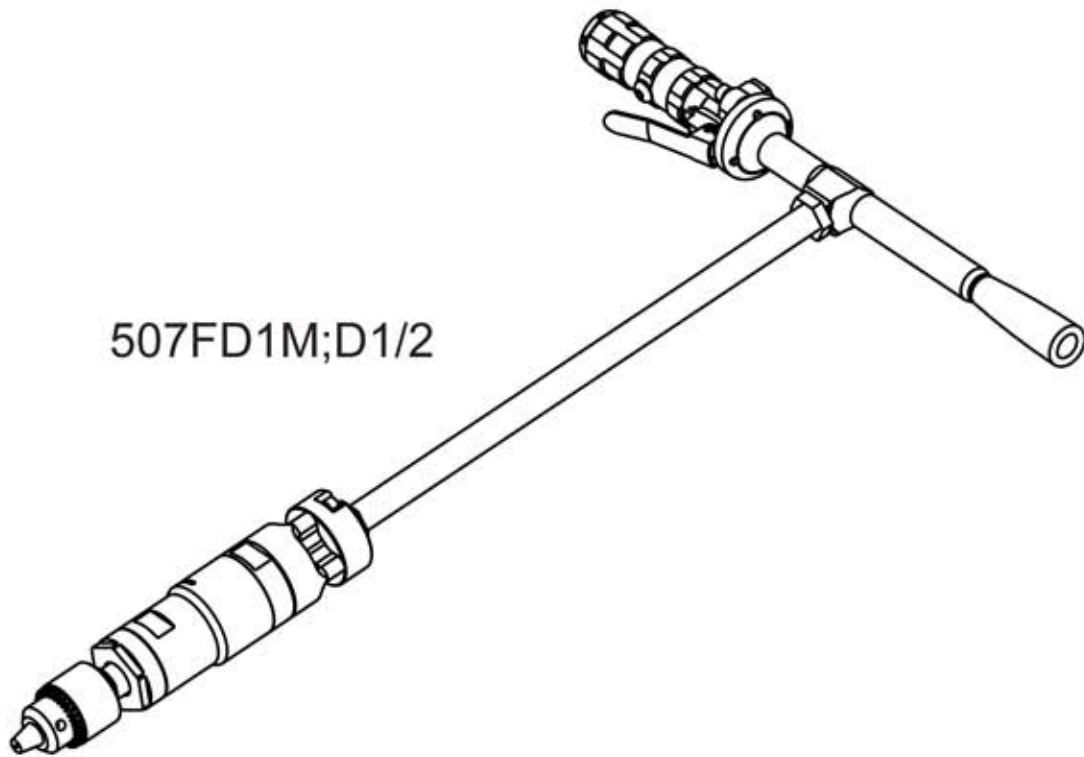
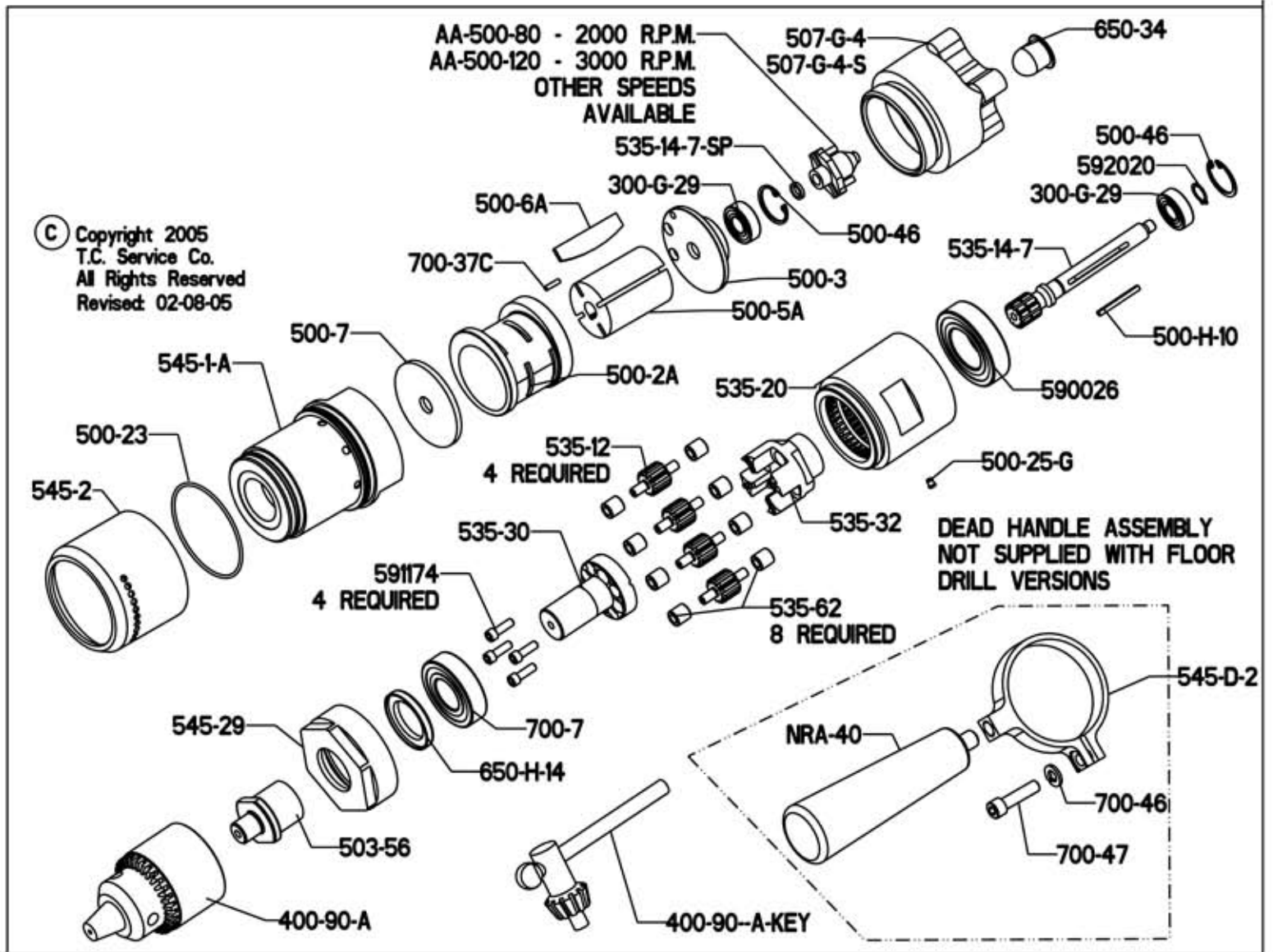


Breakdown



507FD1M;D1/2

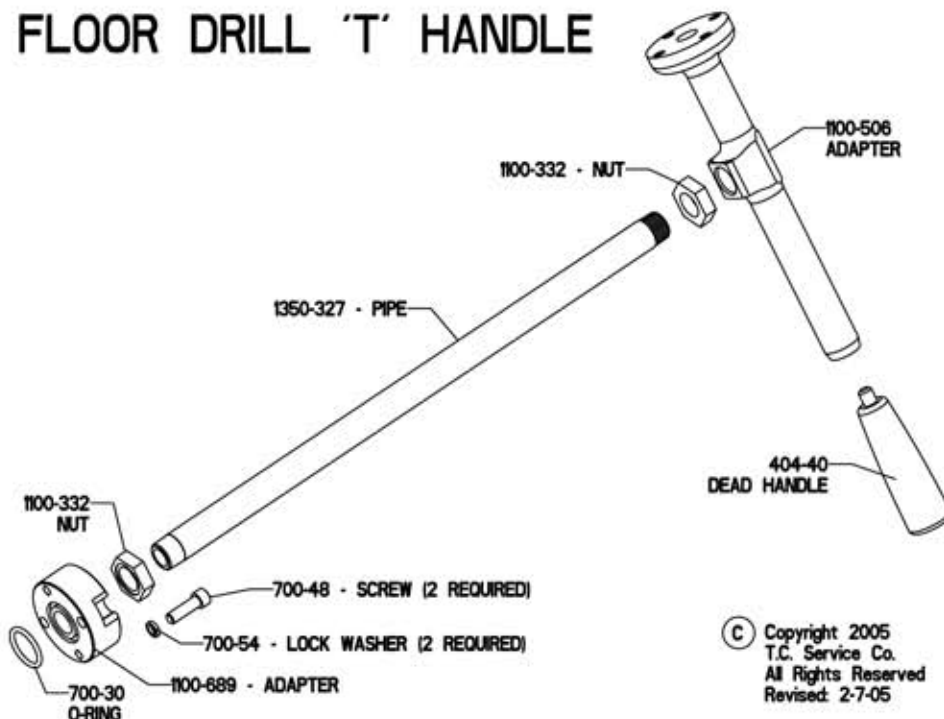
507D1M:D1/2



Tool Parts Listing

<u>PART NUMBER</u>	<u>DESCRIPTION</u>	<u>TOOLS</u>	<u>DESCRIPTION</u>
NRA-40	DEAD HANDLE	<u>PART NUMBER</u>	
300-G-29	BEARING (2 REQ.)	1100-816	300-G-29 BEARING DRIVER
400-90-A	DRILL CHUCK	1100-820	SPINDLE HOLDER
400-90-A-KEY	DRILL CHUCK KEY	1100-826	14 OZ. TUBE OF GREASE
500-H-10	KEY	1100-830	GOVERNOR WRENCH
500-2A	CYLINDER	1100-834	700-7 BEARING DRIVER
500-2-C	CHROME CYLINDER	1100-836	GREASE GUN
500-3	REAR ENDPLATE	1100-838	4 OZ. TUBE OF GREASE
500-5A	ROTOR	1100-854	535-62 BEARING DRIVER
500-6A	BLADE (4 REQ.)	AA-1100-836	GREASE GUN W/ 4 OZ. TUBE OF GREASE
500-7	FRONT ENDPLATE		
500-23	O-RING		
500-25-G	GREASE FITTING		
500-46	LOCK RING (2 REQ.)		
503-56	ADAPTER		
507-G-4	ALUM. BACKHEAD (SPECIFY SPEED)		
507-G-4-S	STEEL BACKHEAD (SPECIFY SPEED)		
535-12	PLANETARY GEAR (4 REQ.)		
535-14-7	MOTOR SPINDLE		
535-14-7-SP	SPACER		
535-20	RING GEAR		
535-30	FRONT HALF OF GEAR SPIDER		
535-32	BACK HALF OF GEAR SPIDER		
535-62	BEARING (8 REQ.)		
545-D-2	DEAD HANDLE BRACKET		
545-1-A	MOTOR CASE		
545-2	EXHAUST DEFLECTOR		
545-29	FRONT CAP		
650-H-14	SEAL		
650-34	SCREEN BASKET		
700-7	BEARING		
700-37C	ROLL PIN		
700-46	LOCK WASHER		
700-47	SCREW		
590026	BEARING		
591174	SCREW (4 REQ.)		
592020	SNAP RING		
		FLOOR DRILL EXTENSION PARTS	
		<u>PART NUMBER</u>	<u>DESCRIPTION</u>
		NRA-40	DEAD HANDLE
		700-30	O-RING
		700-48	SCREWS (2 REQ.)
		700-54	LOCKWASHER (2 REQ.)
		1100-332	NUT (2 REQ.)
		1100-506	HANDLE ADAPTER
		1100-689	INLET ADAPTER
		1350-327	EXTENSION PIPE
		GOVERNORS	
		<u>PART NUMBER</u>	<u>DESCRIPTION</u>
		AA-500-70	GOV.ASSY. (1750 RPM)
		AA-500-80	GOV.ASSY. (2000 RPM)
		AA-500-90	GOV.ASSY. (2250 RPM)
		AA-500-100	GOV.ASSY. (2500 RPM)
		AA-500-120	GOV.ASSY. (3000 RPM)
		AA-500-140	GOV.ASSY. (3500 RPM)
		OTHER SPEEDS AVAILABLE. ALWAYS USE SAME OR LOWER SPEED GOVERNOR AS IS STAMPED ON CASE OR BACKHEAD	

FLOOR DRILL 'T' HANDLE



© Copyright 2005
T.C. Service Co.
All Rights Reserved
Revised: 2-7-05

Governors

*The governors are warranted for the life of the tool. (Except in cases of abuse)
Please return the governor to the manufacturer for warranty repair or replacement.*

Live Handle Parts Listing

PART NUMBER

200-9
400-33P
400-37
550-30
550-30M
550-33
550-33M
550-38
550-50
560-13
600-51
650-1A
650-1AT
650-1B-KN
650-1-BLS
650-1-BLS-KN
650-1-U
650-35
650-55
650-56
650-61
650-62
700-22
700-23
700-30
700-35
700-48
700-54
700-S-26
832636

DESCRIPTION

THROTTLE VALVE O-RING
OILER PLUG
SET SCREW
OPERATING BUTTON
MACHINE MOUNT BUTTON
ADAPTER CAP
METRIC ADAPTER CAP
LEVER
LEVER PIN
THROTTLE VALVE ASSY (INCLUDES 200-9)
THROTTLE VALVE SPRING
BARE BUTTON HANDLE
BARE TURNED DOWN BUTTON HANDLE
BARE KNURLED BUTTON HANDLE
BARE LEVER HANDLE
BARE KNURLED SAFETY HANDLE
BARE PINNED LEVER HANDLE
SCREEN BASKET
SAFETY LOCKOUT SPRING
LOCKOUT
O-RING
SAFETY LEVER LOCKOUT PIN
SPACER FOR BUTTON HANDLES
OILER PLUG SCREW
O-RING
BUTTON HANDLE SCREW
SCREW (2 REQ.)
LOCK WASHER (2 REQ.)
THROTTLE VALVE CAP
GASKET

HANDLE ASSEMBLIES

PART NUMBER

AA-650-1A
AA-650-1-AM

AA-650-1-BL
AA-650-1-BLS
AA-650-1 BL-KN

AA-650-1-BL-KN-W

AA-650-1-UK

AA-650-1-UL

DESCRIPTION

BUTTON HANDLE ASSY.
MACHINE MOUNT
HANDLE ASSY.
LEVER HANDLE ASSY.
SAFETY HANDLE ASSY.
KNURLED LEVER
HANDLE ASSY.
KNURLED LEVER
HANDLE ASSY. W/ WRAP
PINNED/SAFETY LEVER
HANDLE ASSY
PINNED LEVER
HANDLE ASSY

Note: Use of any parts other than genuine Top Cat® parts voids any and all warranties, and may result in a hazardous situation and a decrease in operating efficiency.

Page 4 of 4

